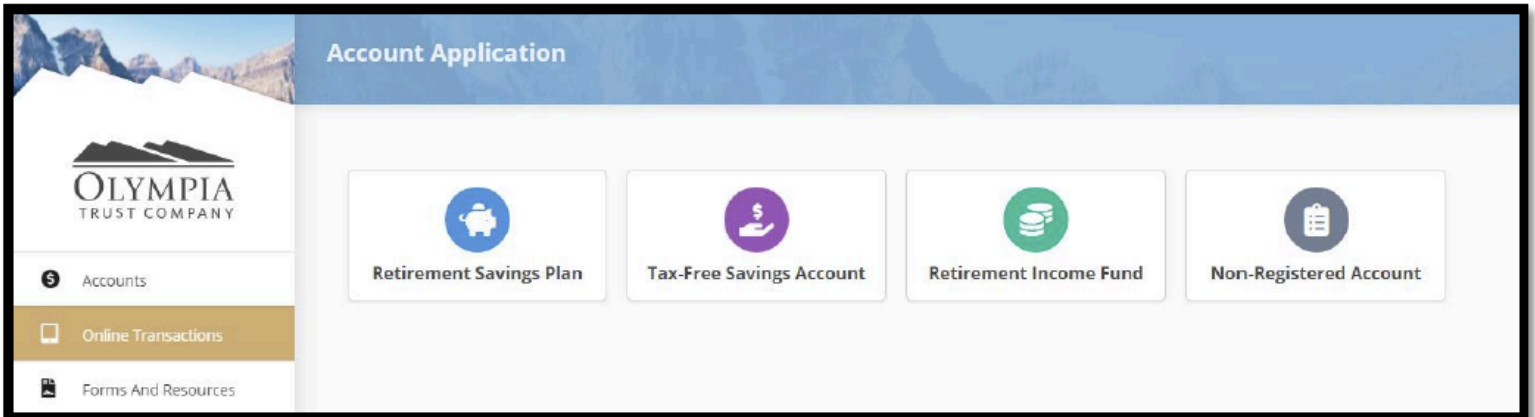


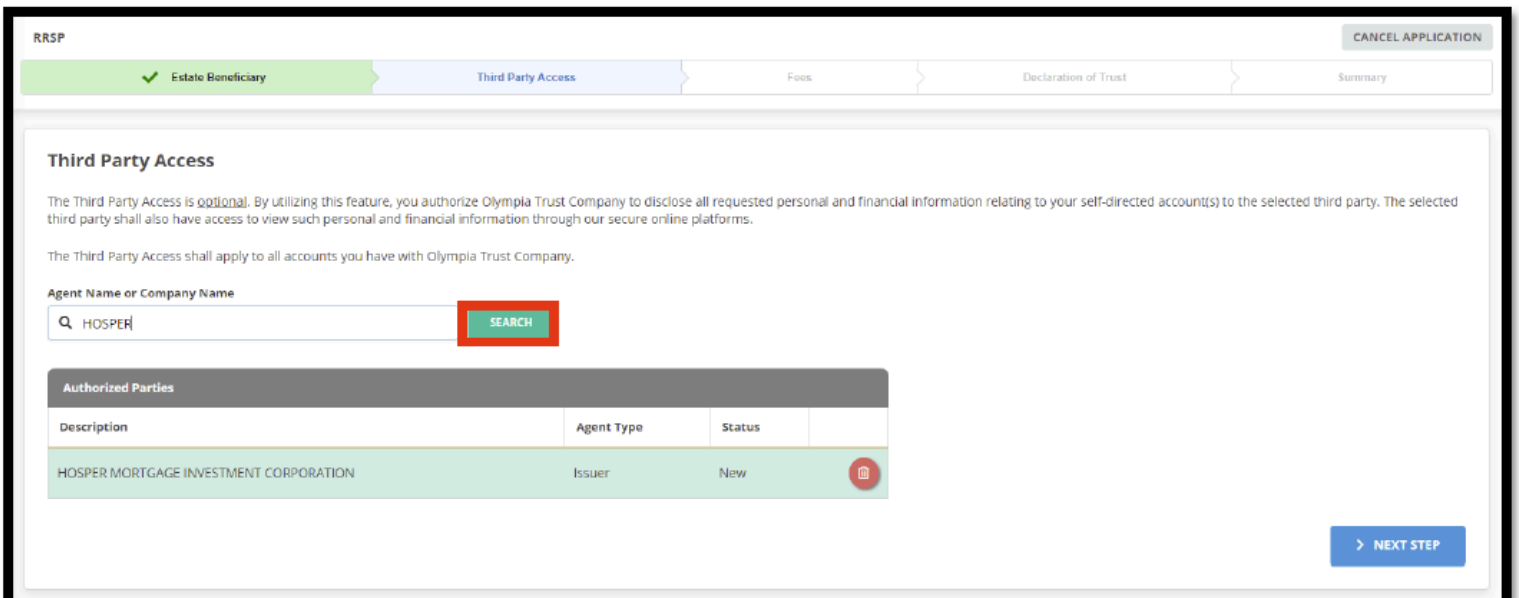


Olympia Trust - How to Open a New Account

Step 1: Log into your investor client portal to select and open the required self-directed account.



Step 2: Complete the account specific details as required. On the Third-Party Access page, enter **ALUNA** to search and authorize **Aluna Capital Trust** with access to your self-directed account details. **Step 3:**



Review and confirm your agreement with the Declaration of Trust and Terms and Conditions.


I Accept the Terms & Conditions
 I Agree to the Declaration of Trust

< PREV STEP

> NEXT STEP

Step 4: After submitting the signed document you will receive a dialog box and an email confirming that your account has been successfully opened.

Click ***Finish***.



Your self-directed account was
successfully opened.

An email confirmation has been sent to you.

TRANSFER IN FUNDS

OPEN ANOTHER ACCOUNT

FINISH

You're done!